

Multi-Asset Balanced MPS Portfolio GBP (£)

TEAM

November 2024 Monthly Report

(All data as at 29 November 2024)

Information

Portfolio Facts

Manager **Craig Farley**

Launch **Aug-15**

Annual Management Charge **0.15% - 0.50%**

Ongoing Charge Fee* **0.39%**

Currencies available **GBP, EUR, USD**

Dealing Frequency **Daily, Market Hours**

Custodian **Multiple Platforms**

Benchmark **MPI Medium**

*Estimated

3Y Volatility

Portfolio **7.65**

Benchmark **7.05**

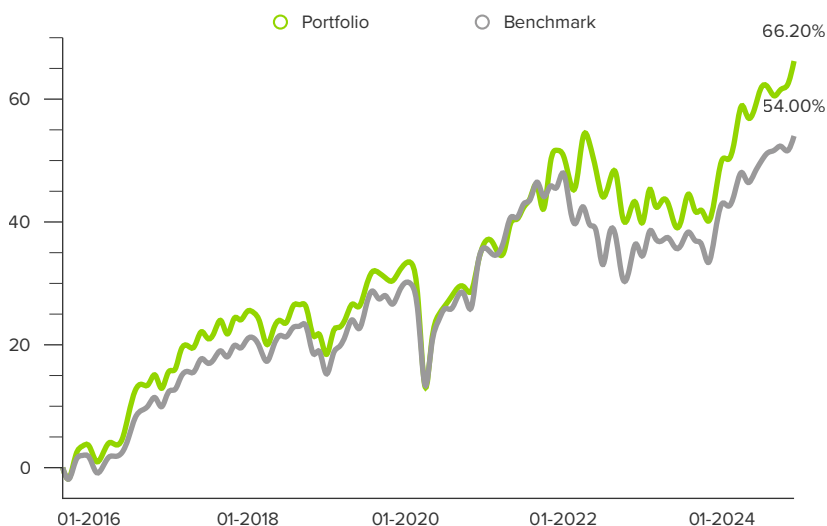
Objective

We aim to provide capital growth and income over the longer-term from an actively managed portfolio of different asset classes and markets worldwide.

The main asset classes in which the portfolio will invest are global equities, global high yield bonds, absolute return strategies, alternative income-producing securities and real assets including gold, commodities, infrastructure and property.

Underpinning this objective is the constant search for genuine diversification. Average portfolio equity risk is approximately 50% through market cycles. There is no guarantee that a positive return will be delivered.

Return (since launch)



The benchmark used is the Managed Portfolio Indices (MPI) representing the median average return of a peer group of approximately 50 wealth managers and investment managers across the UK and Channel Islands.

Calendar Performance (%)

(*YTD)

	2016	2017	2018	2019	2020	2021	2022	2023	2024*
Multi-Asset Balanced Portfolio GBP (£)	11.60%	8.59%	-5.59%	12.49%	2.55%	10.33%	-7.18%	7.14%	10.88%
MPI Medium	10.41%	7.72%	-4.67%	12.86%	4.36%	8.91%	-9.06%	6.23%	7.79%

Cumulative Performance (%)

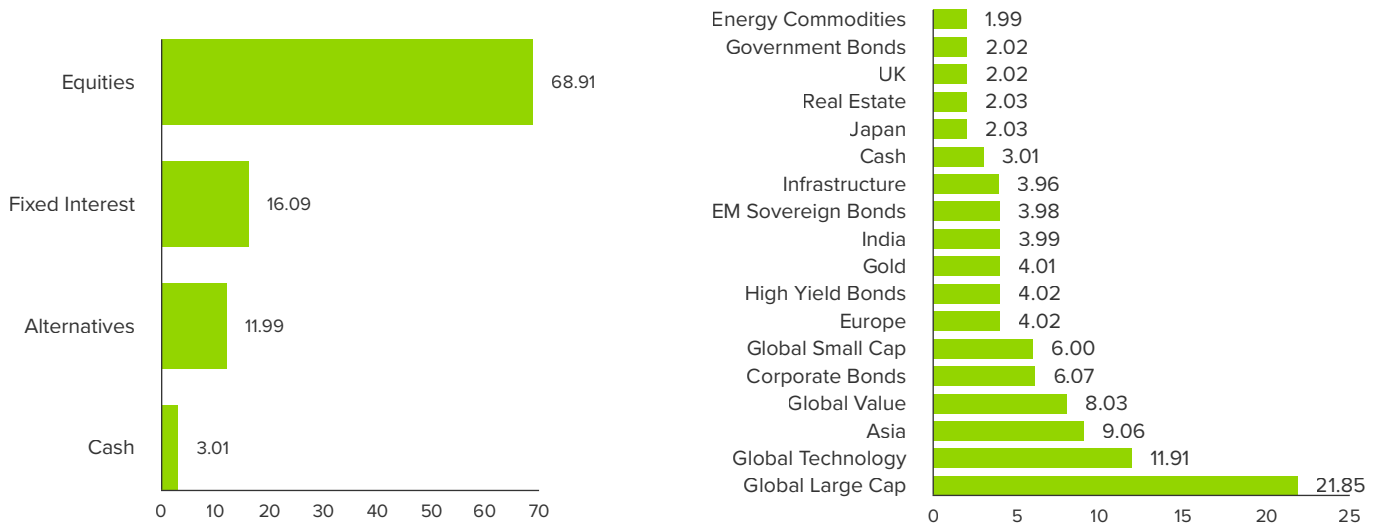
	1m	3m	6m	1Y	3Y	5Y	SL
Multi-Asset Balanced Portfolio GBP (£)	2.38%	3.53%	4.96%	15.46%	9.59%	26.07%	66.20%
MPI Medium	1.58%	1.53%	4.09%	11.65%	5.72%	19.87%	54.00%

Multi-Asset Balanced MPS Portfolio GBP (£)

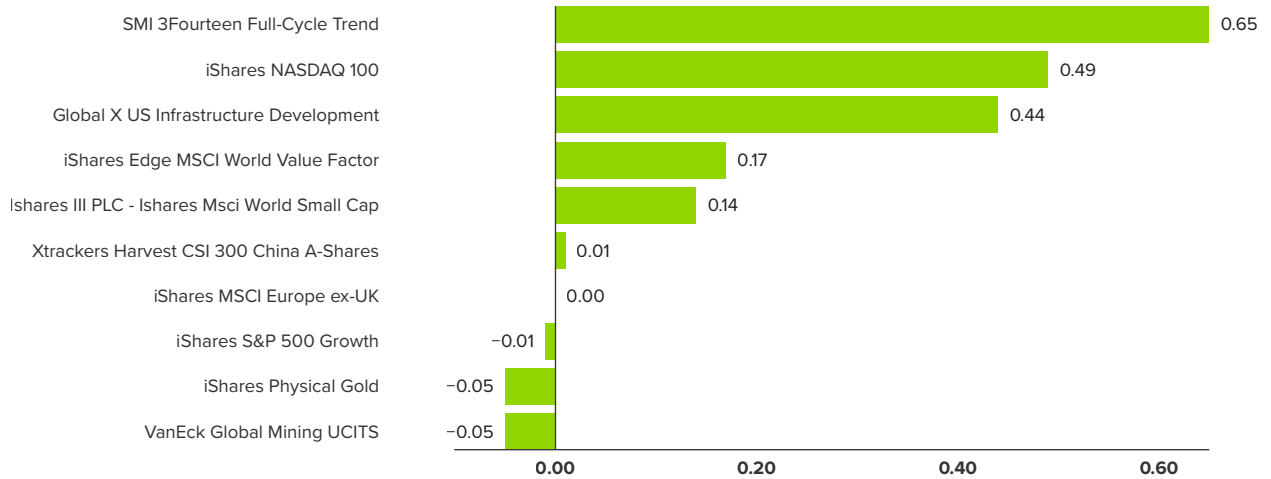
(All data as at 29 November 2024)



Asset Allocation (% NAV)



Return Contribution (%)



Top 10 Holdings

iShares NASDAQ 100	11.91%
iShares S&P 500 Growth	10.95%
SMI 3Fourteen Full-Cycle Trend	10.90%
iShares Edge MSCI World Value Factor	8.03%
iShares Core GBP Corp Bond	6.07%
iShares MSCI World Small Cap	6.00%
iShares Asia 50	5.99%
iShares Global High Yield Corp Bond GBP Hedged	4.02%
iShares MSCI Europe ex-UK	4.02%
iShares Physical Gold	4.01%

Important

This document is issued by Theta Enhanced Asset Management Limited and does not constitute or form any offer or invitation to buy or sell any investment. Theta Enhanced Asset Management Limited is regulated by the Jersey Financial Services Commission. The company registration number is 80836 and the company's registered office is 1st Floor, 6 Caledonia Place, St. Helier, Jersey, JE2 3NG. The value of the portfolio and the income it generates can go down as well as up, and past performance is not a guide to future performance.

Investors may not get back the full amount originally invested. The contents of this document are based upon sources of information believed to be reliable. Theta Enhanced Asset Management Limited has taken reasonable care to ensure that the information stated is accurate; however, we cannot guarantee that it is wholly accurate and complete. Full terms and conditions may be obtained by contacting us at our registered office address or by emailing team@team.je.

Market Commentary

Bob Farrell, investing pioneer and Chief Market Analyst at Merrill Lynch for over a quarter of a century, authored 10 Market Rules to Remember, a concise collection of insights into investor sentiment and crowd psychology that have since been canonised by Wall Street. Amongst them, this little gem: 'when all the experts and forecasts agree...something else is going to happen'.

Having spent months being (mis)informed by mainstream media channels and widely followed surveys that forecast the US Presidential race on 5 November to be amongst the closest contests ever, Republican candidate Donald Trump stormed to a colossal victory over Kamala Harris, winning every swing state and the popular vote, and sweeping Congress and the Senate.

Post-election trading and the following week's price action set the tone for the rest of the month, namely a surge higher in risk assets. This was led by Bitcoin and the cryptocurrency space and spilled over into technology and AI on expectation that the looming threat of a heavy-handed government induced break-up of the sector will not materialise. Meanwhile, financials and energy stocks rallied hard on deregulation hopes, and small cap companies enjoyed their best month in several years.

The prevailing sense is that the 'Republican Red sweep' will usher in faster earnings growth, looser regulation, and lower corporate taxes. An American economy that has already surprised many this year is likely to be supercharged with

corporate tax cuts (that feed directly through to bottom line company earnings), and lower interest rates, which should be good news for smaller and medium sized businesses, the key employer of the American economy.

As for when, and how, the ever-growing US debt mountain might be credibly addressed, maverick Elon Musk's appointment to co-lead the Government Department of Government Efficiency holds some clues: a) continued labour productivity growth, a feature of this post pandemic cycle, and b) cutting US government spending by somewhere in the region of \$500 billion over the next two years.

Outside of the US, the reaction in international markets was relatively subdued, reflecting waning investor confidence over future growth prospects for the UK and 'old' European economies.

Germany's Mittlestand is facing existential crisis, whilst a disastrous decade-long foray into 'clean' energy and ESG promotion has been compounded by a self-imposed debt-brake that has strangled productive investment. France's government is teetering on the verge of collapse, and, closer to home, a classic 'tax and spend' budget from UK Chancellor Reeves will not, it seems, be paid for by an uplift in economic activity driven by exciting corporate policies and incentives for businesses and entrepreneurs. Darkest before dawn?

Portfolio Positioning

A broadly respectable month for the TEAM MPS range, with positive return streams emanating from the bulk of our equity positions across US physical infrastructure, US large cap and technology, small caps, and Japan.

In the case of US infrastructure equities, The American Society of Civil Engineers assigned a letter grade of C- to the state of U.S. infrastructure in its 2021 report card, highlighting the need for investment. In addition, effective investment in physical infrastructure is one of the most productive uses of a dollar of government spending. Markets anticipate that President-elect Trump and his cabinet will acknowledge this; there seems to be minimal risk at this stage to a continuation, in some form, of the Infrastructure Act.

The 'sinners list' of detractors includes physical gold and mining stocks tied to gold and industrial commodities, which is little surprise given the ferocity of the strength in the US dollar over

the month. Europe also performed poorly in absolute and relative terms, though the portfolio position is modest.

As we turn our gaze towards 2025, the US remains the strongest horse in the stable. Within our equity sleeve, we have adopted a barbell approach with US large cap and technology leadership as core, complemented by value and small cap companies that derive the lion's share of their revenues domestically.

Outside of the US, we favour Asia, with single country bets on Japan and India, and domestic China, a market which we feel could surprise positively in 2025.

Headline risks that we are watching closely include the potential for a second inflationary wave, and tied to this outcome, owning long bonds, which we don't feel offer investors adequate compensation at current yields.



Craig Farley




Chief Investment Officer

Craig is an experienced capital markets professional with 20+ years buy-side experience as a PM and strategist across asset classes. He is responsible for setting the optimal global asset allocation mix across TEAM's multi asset investment range. He provides frequent commentary, analysis, and insights for clients on the important issues impacting markets.

Andrew Gillham

Head of fixed income

Andrew graduated with a BA (Hons) Economics degree and started his finance industry career with HSBC Private Bank's graduate programme. Thereafter, Andrew joined Insinger de Beaufort as a dealer on their bond trading desk before embarking on a career in investment management, focussed on overseeing dedicated fixed income mandates.



Get in touch