

# TEAM Multi-Asset Conservative Fund UCITS

# TEAM

## February 2026 Monthly Report

(All data as at 27 February 2026)

### Information

#### Portfolio Facts

Manager	Craig Farley
Benchmark	Morningstar UK Cautious Target Allocation
Legal Structure	UCITS
Domicile	Ireland
Launch Date	July 2025
Dealing Frequency	Daily
Cut-Off Time	1pm
Management Company	EPIC Investment Partners (Ireland) Limited
Auditor	KPMG
Custodian	Societe Generale, S.A, Dublin
Fund Charges	0.51%
Number of Holdings	27
Dividends	Accumulating

#### 3Y Volatility

Portfolio	NA
Benchmark	NA

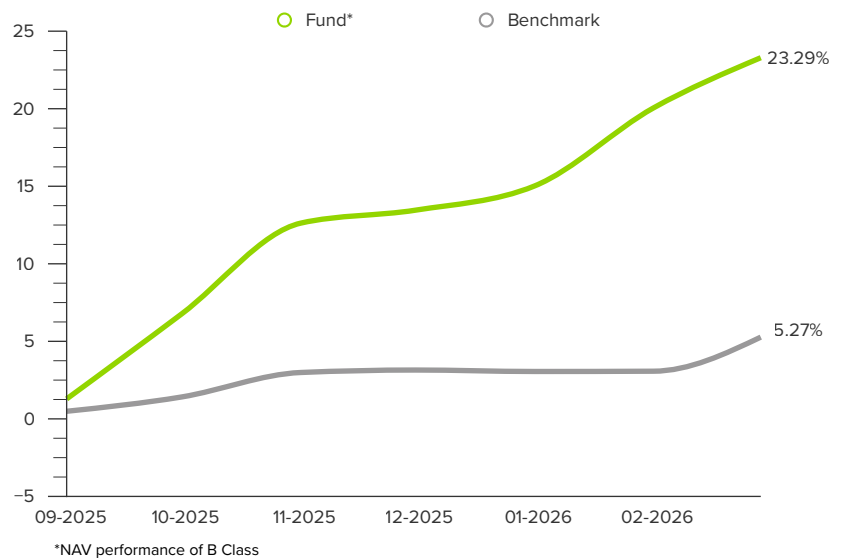
### Objective

We aim to provide capital growth over the longer-term from an actively managed portfolio of different asset classes and markets worldwide.

The main asset classes in which the portfolio will invest are global equities, global high yield bonds, absolute return strategies, alternative income-producing securities and real assets including gold, commodities, infrastructure and property.

Underpinning this objective is the constant search for genuine diversification. Average portfolio equity risk is approximately 25% through market cycles. There is no guarantee that a positive return will be delivered.

### Return (since launch)



### Calendar Performance (%)

(\*YTD)

	2025	2026*
Fund	15.02%	7.19%
Benchmark	3.06%	2.15%

\*Fund launched 28th July 2025

### Cumulative Performance (%)

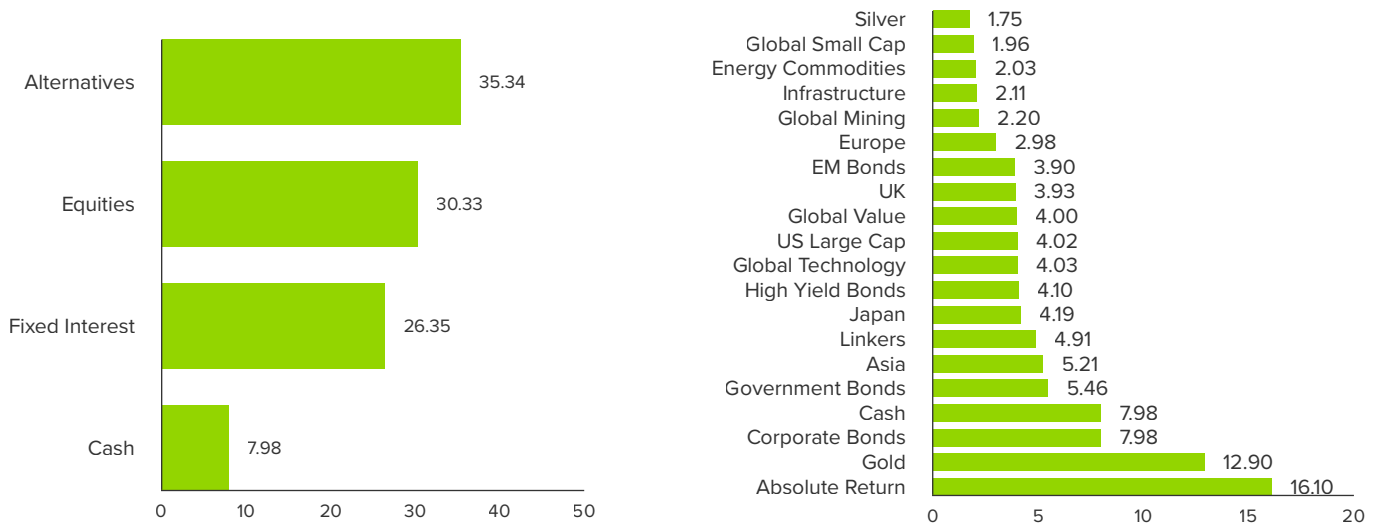
	1m	3m	6m	1Y	3Y	5Y	SL
Fund	2.70%	8.66%	21.72%	NA	NA	NA	23.29%
Benchmark	2.13%	2.06%	4.76%	NA	NA	NA	5.27%

# TEAM Multi-Asset Conservative Fund UCITS

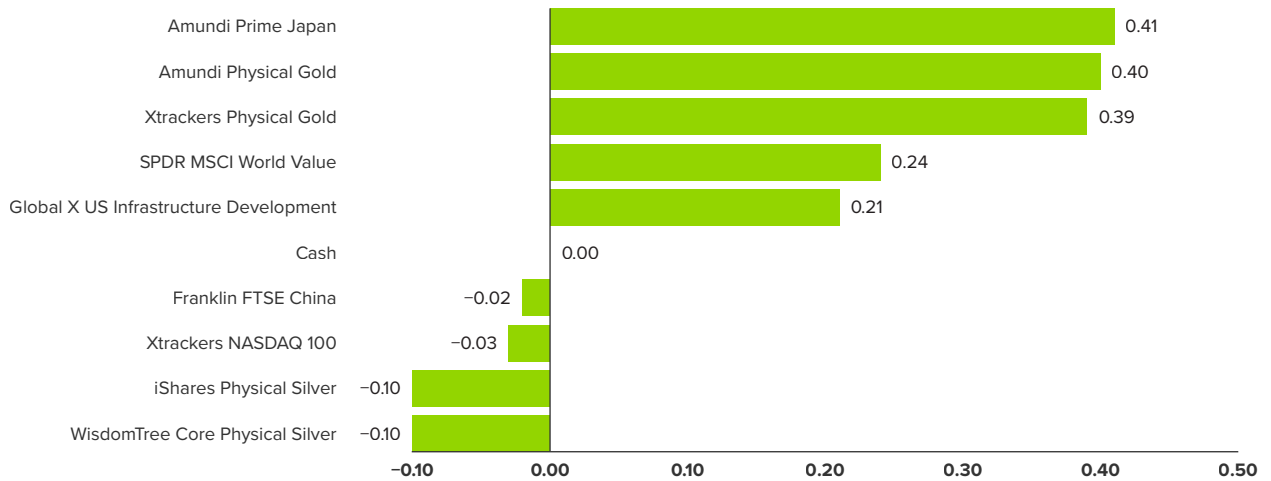
(All data as at 27 February 2026)



## Asset Allocation (% NAV)



## Return Contribution (% NAV)



## Top 10 Holdings

iShares Core GBP Corp Bond	7.98%
Xtrackers Physical Gold	6.46%
Amundi Physical Gold	6.44%
Xtrackers GBP Overnight Rate Swap	5.88%
United Kingdom Inflation-Linked Gilt 1.25% 11/22/27	4.91%
Amundi Prime Japan	4.19%
AQR Apex UCITS Fund	4.13%
YFS Argonaut Absolute Return Fund	4.12%
Titan Hybrid Capital Bond Fund	4.10%
Xtrackers NASDAQ 100	4.03%

## Share Class Information

Class	Currency	ISIN	AMC	Min. Investment
A	GBP	IE0006RSNI57	0.75%	1,000
A	USD	IE0000EX9B8E8	0.75%	1,000
B	GBP	IE000GRJK647	0.50%	100,000
B	USD	IE00016W54B7	0.50%	100,000
C	GBP	IE000AXS9209	1.50%	10,000
C	USD	IE0007ENJLV2	1.50%	10,000

## Market Commentary

Ongoing rotation away from major US stock markets to ex-US markets gathered pace as the prevailing narrative continues to shift from 'AI awe' to an 'AI poor' mindset. There are two key issues weighing heavy on the minds of investors.

The first is whether the projected AI related capex spend by the so-called hyperscalers (Alphabet, Amazon, Meta, and Microsoft) transpires to be the greatest misallocation of capital in history, as previous asset-light business models become 'asset heavy'. For context, the hyperscalers are projecting AI software revenues of c.\$45 billion in 2026 against a projected capex spend of a whopping \$650 billion. This FOMO-driven capex mania equates to a price-to-sales ratio of 14x or 1,400%, extremely expensive by anyone's book.

The second major question concerns the growing number of industries and sectors that are seemingly vulnerable to disruption in what has become known as the 'AI scare trade'. Having already torpedoed the technology software sector, Mr. Market turned his attention to private credit companies, insurance brokers, real estate service stocks, and listed logistics companies, leading to sharp share price declines this month as investors reassess the long-term viability of their respective business models.

In addition to 'hyperscaler headaches', further macroeconomic fog arrived following a landmark judgement from the US Supreme Court that overturned President Trump's sweeping global tariff policies in a 6-3 majority decision. The ruling states that the International Emergency Economic Powers Act (IEEPA) of 1977, a statute that gives the US President a 'legal toolkit' to handle national emergencies, does not authorise the Donald to impose sweeping tariffs on global trading partners.

Meanwhile, outside of ongoing tariff tribulations, escalating tensions between the US and Iran moved beyond 'brinkmanship' and into a phase of extreme volatility following the assassination of Iran's Supreme Leader, Ayatollah Ali Khamenei, on 28 February. This event occurred during a coordinated military operation by U.S. and Israeli forces, which targeted high-level leadership and military infrastructure in Tehran and other key cities.

In response, Iran, which had publicly threatened retaliation in the face of hostile military activity by foreign parties, launched a massive wave of drones and ballistic missiles. These strikes targeted U.S. military bases across the region and infrastructure in several neighbouring countries. Crucially, Iran has severely restricted passage through the Strait of Hormuz, a vital maritime chokepoint through which approximately 20% of the world's oil and gas flows.

Most major trading markets remained closed over the weekend of the assassination, but we will be writing more in next month's commentary, potentially sooner than that.

In terms of equity market performance, Japan finished the month top-of-the-pops as Prime Minister Takaichi's ruling Liberal Democratic Party (LDP) romped to victory in the snap election, securing a two thirds supermajority in the lower house with 316 seats secured out of a possible 465. Her strategy rests primarily on three pillars: expansionary economic and fiscal policy, hawkish moves on the security front, and domestic legislation rooted in conservative values. So far, the stock market likes what it sees.

## Portfolio Positioning

We are pleased to report that performance across the TEAM range was respectable in February, continuing the good start to 2026.

The modus operandi of our investment framework is to capture strong trends across global asset markets whilst always pursuing genuine diversification. We are conscious that the AI trade has spread its tentacles to many sectors and industries, in essence becoming one highly connected 'bet'. One of the core themes permeating through our equity exposure over the past several quarters has been an increasing skew away from US leadership, specifically Big Tech, and towards leadership across ex-US markets.

Our framework identified global value equities, emerging markets ex-China (specifically South Korea and Taiwan), Europe ex-UK, and UK equities many months ago as attractive in this regard. All four allocations delivered solid portfolio contributions during February and, pleasingly, additional diversification benefits to the overall portfolio.

Alongside our equity exposure, high quality investment grade corporate bonds and high yield corporate bonds delivered

positive returns during the month.

Finally, the commodities space, specifically precious metals, once again delivered the heavy lifting in terms of portfolio performance. We do not have much to add to previous observations, save that physical gold, physical silver, and precious metal mining stocks still look to us to be in the early foothills of secular bull markets as investors shift allocations away from financial assets to real assets. We remain confident that higher prices are ahead of us based on a range of fundamental and technical factors.

## Important Disclosures

*This document is issued by Theta Enhanced Asset Management Limited and is provided for information purposes only. It does not constitute, and should not be construed as, an offer or invitation to buy or sell any investment, nor as a solicitation or recommendation for the purchase or sale of any securities or related financial instruments. Theta Enhanced Asset Management Limited is regulated by the Jersey Financial Services Commission, with company registration number 80836 and registered office at 2nd Floor, Conway House, 7-9 Conway Street, St Helier, Jersey, JE2 3NT.*

*The information contained herein has been prepared from sources believed to be reliable, and every effort has been made to ensure its accuracy. Theta Enhanced Asset Management Limited has taken reasonable care in compiling this document, however, we cannot guarantee that the information is wholly accurate or complete. No representation or warranty, expressed or implied, is given regarding its accuracy, completeness, or correctness. This document does not create any legally binding obligations on the part of the Company or its affiliates. Full terms and conditions may be obtained from our registered office address or by emailing team@team.je.*

*This material has no regard to the specific investment objectives, financial situation, or needs of any particular investor. Investments involve risk and may not be suitable for all investors. The value of investments, and the income they generate, can fall as well as rise, and investors may not recover the full amount originally invested. Past performance, whether actual or simulated, is not necessarily a reliable guide to future returns. Where investments are made in currencies other than the investor's base currency, changes in exchange rates may affect the value of those investments and any income from them, either favourably or unfavourably. Tax treatment depends on individual circumstances and may be subject to change.*

*Prospectuses, annual reports, and other relevant documents are available from [www.epicip.com](http://www.epicip.com). Please also refer to the relevant fund's full prospectus and Key Investor Document, available via [www.epicip.com](http://www.epicip.com). In the event of any inconsistency with a product's prospectus, the latest version of the prospectus shall prevail.*

*This document is not intended for distribution or use by any person or entity who is a citizen, resident of, or located in any jurisdiction where such distribution, publication, or use would be prohibited.*

## Get in touch