

# TEAM Multi-Asset Balanced Fund UCITS

# TEAM

## April 2026 Monthly Report

(All data as at 30 April 2026)

### Information

#### Portfolio Facts

Manager	Craig Farley
Benchmark	Morningstar UK Moderate Target Allocation
Legal Structure	UCITS
Domicile	Ireland
Launch Date	July 2025
Dealing Frequency	Daily
Cut-Off Time	1pm
Management Company	EPIC Investment Partners (Ireland) Limited
Auditor	KPMG
Custodian	Societe Generale, S.A, Dublin
Fund Charges	0.73%
Number of Holdings	32
Dividends	Accumulating

#### 3Y Volatility

Portfolio	NA
Benchmark	NA

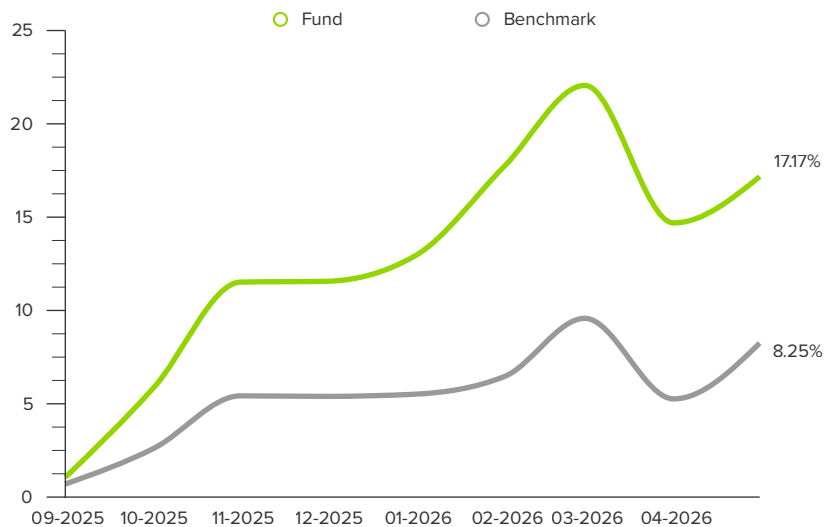
### Objective

We aim to provide capital growth over the longer-term from an actively managed portfolio of different asset classes and markets worldwide.

The main asset classes in which the portfolio will invest are global equities, global high yield bonds, absolute return strategies, alternative income-producing securities and real assets including gold, commodities, infrastructure and property.

Underpinning this objective is the constant search for genuine diversification. Average portfolio equity risk is approximately 50% through market cycles. There is no guarantee that a positive return will be delivered.

### Return (since launch)



### Calendar Performance (%)

(\*YTD)

	2025	2026*
Fund	12.94%	3.75%
Benchmark	5.51%	2.59%

\*Fund launched 28th July 2025

### Cumulative Performance (%)

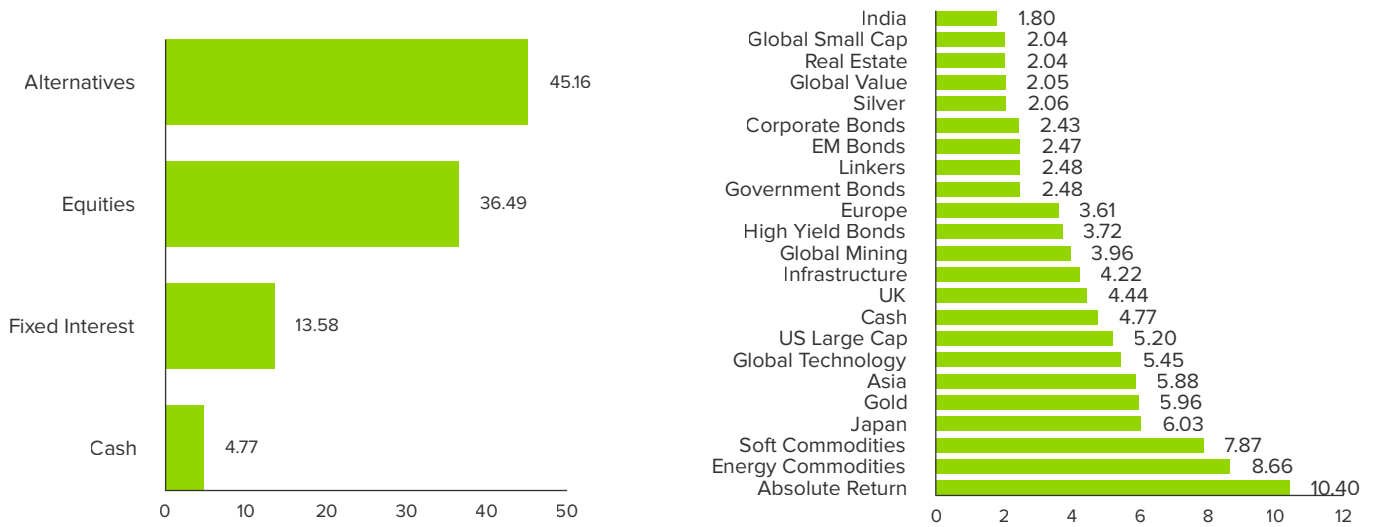
	1m	3m	6m	1Y	3Y	5Y	SL
Fund	2.16%	-0.48%	5.07%	NA	NA	NA	17.17%
Benchmark	2.84%	1.68%	2.68%	NA	NA	NA	8.25%

# TEAM Multi-Asset Balanced Fund UCITS

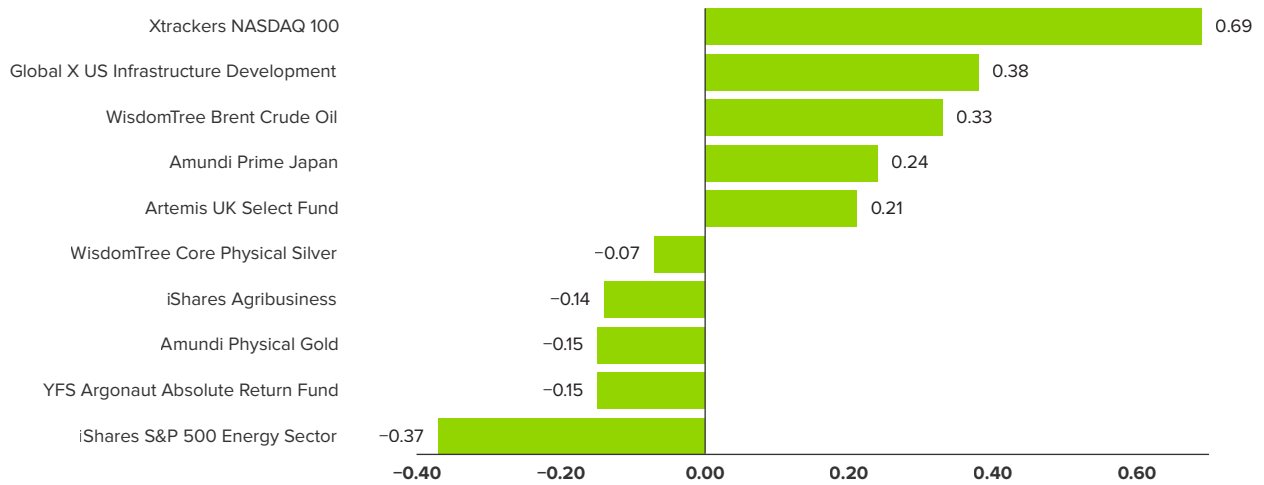
(All data as at 30 April 2026)



## Asset Allocation (% NAV)



## Return Contribution (% NAV)



## Top 10 Holdings

Amundi Prime Japan	6.03%
Amundi Physical Gold	5.96%
Xtrackers NASDAQ 100	5.45%
Cash	4.77%
WisdomTree Brent Crude Oil	4.52%
Artemis UK Select Fund	4.44%
Global X US Infrastructure Development	4.22%
iShares S&P 500 Energy Sector	4.14%
WisdomTree Agriculture	4.04%
iShares Agribusiness	3.83%

## Share Class Information

Class	Currency	ISIN	AMC	Min. Investment
A	GBP	IE000BGJAIL6	0.75%	1,000
A	USD	IE000CFC28D6	0.75%	1,000
B	GBP	IE0007MXGKN9	0.50%	100,000
B	USD	IE0000OCGJS7	0.50%	100,000
C	GBP	IE000BE9MXP7	1.50%	10,000
C	USD	IE000RHICFP3	1.50%	10,000

## Market Commentary

Geopolitics and all things artificial intelligence (AI) remained centre stage. Breakthroughs in both themes took place against a backdrop of fragile investor sentiment caused by the ongoing hot war in the Middle East and healthy scepticism over whether AI-related capital expenditure plans from the so-called 'Hyperscalers' (Amazon, Google, Meta, Microsoft) were likely to culminate in meaningful profits for shareholders.

The 'fog of war' that had engulfed global financial markets during March lifted slowly, then suddenly, following a shift in the diplomatic backdrop. Public acknowledgement from Iran's foreign ministry that indirect talks with America were taking place through Pakistani intermediaries was swiftly followed by a joint Pakistani-China peace initiative calling for an end to all hostilities and the restoration of normal passage through the Strait of Hormuz. Beijing's formal alignment with the mediation effort was well-received.

In early April, US President Trump said on Truth Social that he would pause military action against Iran for two weeks if Tehran reopened the Strait of Hormuz. The abrupt U-turn dubbed 'TACO' (Trump Always Chickens Out) came hours before a key deadline, before an extended truce to give Iran time to consolidate its negotiating position.

The backdrop stayed fragile, Iran briefly reimposed Hormuz restrictions, both sides traded accusations, and the scope of any lasting deal remained contested. Even so, markets focused on momentum over detail, viewing Trump's need for a resolution amid falling approval ratings and looming US mid-terms as supportive of risk assets.

With the temperature around the Iran-US war cooling, the

market's attention (re)turned to corporate America. Ahead of a crucial round of first quarter earnings season results and forecasts from C-suite executives at the world's leading companies, the gnawing question on investors' minds is whether the AI investment cycle is in danger of becoming one of the worst misallocations of capital in history.

Two related developments in tech eased those concerns, for now. Anthropic launched Claude Mythos Preview, its most capable model yet, and unveiled Project Glasswing to deploy it in securing critical software infrastructure. Mythos reportedly identified thousands of previously unknown vulnerabilities across major operating systems from the past four decades.

Earnings also helped, all four hyperscalers reported on 29 April and results were broadly exceptional. Microsoft's AI revenue topped a \$37bn annual run-rate (+123% year-on-year) and Google Cloud revenue rose 63% to over \$20bn. Combined 2026 capex is now near \$725bn, the largest concentrated infrastructure cycle in tech history.

Investors interpreted the news flow as vindication of the AI thesis. The major beneficiary was the semiconductor sector, which catapulted to new all-time highs amidst a renewed tide of optimism around AI hardware and chip supply chains.

Survey data revealed that a range of investors, including institutional and fast-moving hedge funds, came into April very defensively positioned. The developments seemingly caught many off guard, triggering a cascade of liquidity into equities as geopolitical and earnings concerns subsided and investors scrambled to reset their exposure.

## Portfolio Positioning

The modus operandi of our investment framework is to capture strong medium to long term trends across global asset markets whilst always pursuing genuine diversification.

Heading into April, the key trends across the building blocks of our menu were:

In equities, a barbell split between US and ex-US developed and developing markets, with a preference for emerging markets including China, South Korea, and Taiwan, and Japan,

In fixed income, zero exposure to long-dated G7 government bonds and a strong preference for high quality investment grade corporate credits.

In liquid alternatives, meaningful exposure across the commodity space, including precious metals, leading energy sector companies, and oil exposure.

By design, our framework is designed to capture the meat of the move in price trends rather than short-term turning points. The explosive V-shaped rally in America, led by a narrow pool of technology heavyweights, is a good working example of this type of move.

Nevertheless, solid portfolio contributions were made by our US technology exposure and by emerging market equities, where headline indexes are dominated by companies directly levered to the global AI supply chain story. These include global leaders in the memory and semiconductor chip manufacturing sectors from Taiwan (TSMC) and South Korea (Hynix, Samsung). Oil price exposure also delivered strong returns as the Strait of Hormuz remains effectively closed to 'enemies of Iran,' which includes commercial shipping traffic.

Regarding our pursuit of effective diversification, we continue to believe that the days of traditional bonds acting as effective portfolio ballast are long behind us. TEAM's preference for complementary sources of return continues to lead us towards the commodity sector. In that regard, we took the opportunity to introduce soft commodity exposure via an ETF linked to core food prices and a basket of leading agricultural companies that should benefit from a structural rise in prices driven by a range of demand and supply factors.

Importantly, the new investments are unlinked from the dominant AI theme that is permeating the global investment landscape.

## Important Disclosures

*This document is issued by Theta Enhanced Asset Management Limited and is provided for information purposes only. It does not constitute, and should not be construed as, an offer or invitation to buy or sell any investment, nor as a solicitation or recommendation for the purchase or sale of any securities or related financial instruments. Theta Enhanced Asset Management Limited is regulated by the Jersey Financial Services Commission, with company registration number 80836 and registered office at 2nd Floor, Conway House, 7-9 Conway Street, St Helier, Jersey, JE2 3NT.*

*The information contained herein has been prepared from sources believed to be reliable, and every effort has been made to ensure its accuracy. Theta Enhanced Asset Management Limited has taken reasonable care in compiling this document, however, we cannot guarantee that the information is wholly accurate or complete. No representation or warranty, expressed or implied, is given regarding its accuracy, completeness, or correctness. This document does not create any legally binding obligations on the part of the Company or its affiliates. Full terms and conditions may be obtained from our registered office address or by emailing team@team.je.*

*This material has no regard to the specific investment objectives, financial situation, or needs of any particular investor. Investments involve risk and may not be suitable for all investors. The value of investments, and the income they generate, can fall as well as rise, and investors may not recover the full amount originally invested. Past performance, whether actual or simulated, is not necessarily a reliable guide to future returns. Where investments are made in currencies other than the investor's base currency, changes in exchange rates may affect the value of those investments and any income from them, either favourably or unfavourably. Tax treatment depends on individual circumstances and may be subject to change.*

*Prospectuses, annual reports, and other relevant documents are available from www.epicip.com. Please also refer to the relevant fund's full prospectus and Key Investor Document, available via www.epicip.com. In the event of any inconsistency with a product's prospectus, the latest version of the prospectus shall prevail.*

*This document is not intended for distribution or use by any person or entity who is a citizen, resident of, or located in any jurisdiction where such distribution, publication, or use would be prohibited.*

## Get in touch



+44 (0) 1534 281700



team@team.je



www.team.je